

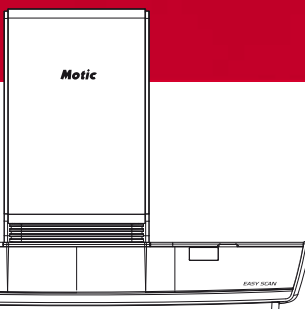
Motic®

MORE THAN MICROSCOPY



EASY SCAN

THE PERFECT IMAGING RESOURCE
FOR HEALTHCARE, RESEARCH AND EDUCATION





ONE-CLICK
DIGITAL SLIDE SCANNER

CONVERT YOUR GLASS SLIDES INTO DIGITAL DATA

MEDICINE

Digitization of “classical” glass slide information is an essential approach for more reliable, fast and efficient work in medical environments of cytology, histology and cytopathology.

Main advantages of a digital slide version are:

- Safe storage of confidential patient information
- Database for long-term scientific work
- Networking worldwide
- Sharing clinical expertise
- Easy day to day routine operation accessibility

In clinical consultation of an additional expert, digitized patient information can be sent around the world for a “second opinion” from an international specialist: confidential specimens remain protected, proprietary patient data are kept safe. Motic’s EASY SCAN is an efficient instrument for producing and sharing high-quality images from different sources. Simple and easy, the implemented software also allows inexperienced users a quick and reliable data acquisition.

TEACHING

Moreover, digitized slides are a fast and easily accessible tool for a modern style of university teaching. Hundreds of sample slides, some of them delicate and with rare cases can be delivered in an identical quality to every student. Typical characteristics, single anomalies: thanks to internet access students can work from home in an efficient educational experience:

- No risk of broken slides
- Identical information for every student
- Database accessible 24/7



IMPROVE YOUR DAILY WORKFLOW. MAKE IT EASY

Maximum image quality is given by especially designed High NA Apochromatic objectives. Color fidelity and resolution are driven to the maximum employing custom made High NA Apochromatic objectives.

A progressive scan mode ensures high mechanical stability by minimizing moving parts.

Thanks to a “High Speed Autofocus” in real time, pre-mapping is no longer necessary - a good precondition for a fast digital database.

The automatic definition of sample area (ROIs) within the complete glass slide may be overwritten interactively for time-saving purposes.

The built-in 10Watt LED with ≥ 30.000 hours life time supplies a bright and neutral image background with optimized color temperature.

A 6-position slide magazine accepts a wide slide dimension tolerance - no high-priced glass slides are needed. Slide labeling through a barcode enables the implementation of the scanning process into the daily workflow.



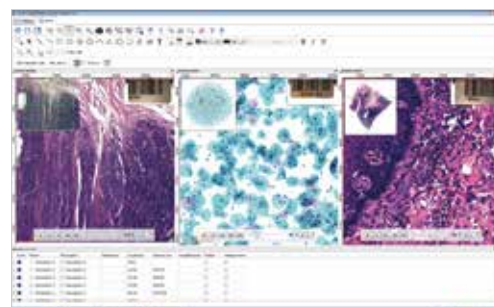
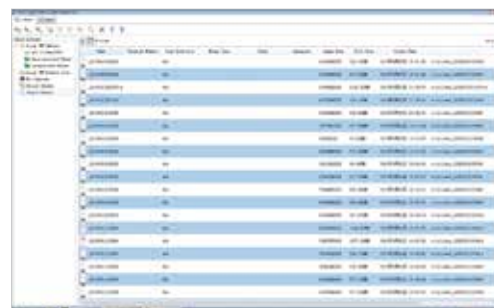
IMAGE PROCESSING

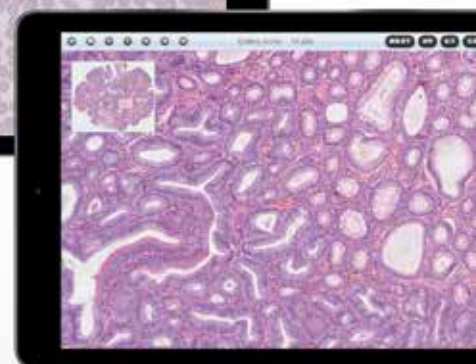
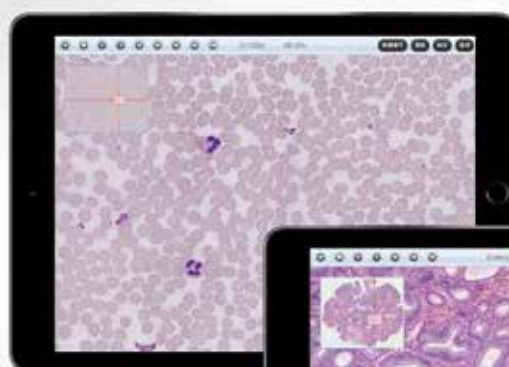
Once the glass slide information is transferred into a digital format, various handling procedures can be processed:

- Zoom-in and out
- Free annotating
- Measurements
- Application of grids, masks
- Side-by-side image comparison
- Image processing, adjustment and enhancement

A multiplication of data users is enabled by:

- Cloud and APP support
- Data export for 3rd party compatibility
- Network browsing
- Motix's Digital Slide Management software for internet slide library, also for iPad





TECHNICAL DATA

	<i>EASY SCAN</i>	<i>EASY SCAN</i> ^{EXTRA}
Objective	High NA APO 20X (NA 0.65)	UltraHigh NA APO 20X (NA 0.75)
Scanning time 15x15mm	6 min (40X magnification)	3 min (40X magnification)
Focus	Medium Fast Autofocus	Fast Realtime Autofocus
Camera sensor	Fast Speed CCD 0.5ms @ 15 fps · 2/3" CCD Sensor	
Resolution	20X: 0.5µm/pixel (binning); 40X: 0.25µm/pixel	
Optical System	CCIS® Infinity optics, 10W LED light source, Lifetime: >30,000 hours	
Slide capacity	1 and 6 Slide-Magazine	
Scanning Process	Automatic and Manual ROI mode One Click Scanning High Speed Autofocus Multi-Layer 3D High Precision Single Field Focusing	
Slide dimensions	Tolerances - Length: 76 (+0/-1) Width: 26 (+0/-1) Thickness: +0.1/-0.2	
Computer / Monitor	Dell workstation (RAM 8G, HD 1TB), 24" LCD Monitor	

Motic®

Canada | China | Germany | Spain | USA



www.motic.com

EN | ES | FR | DE | IT | PT

Motic Instruments Inc. (Canada)

130 - 4611 Viking Way, Richmond, BC V6V 2K9 Canada
Tel: 1-877-977 4717 | Fax: 1-604-303 9043

Motic Deutschland GmbH (Germany)

Christian-Kremp-Strasse 11, D-35578 Wetzlar, Germany
Tel: 49-6441-210 010 Fax: 49-6441-210 0122

Motic Hong Kong Limited (Hong Kong)

Rm 2907-8, Windsor House, 311 Gloucester Road, Causeway Bay, Hong Kong
Tel: 852-2837 0888 | Fax: 852-2882 2792

Motic Spain, S.L. (Spain)

Polígono Industrial Les Corts, Camí del Mig, 112 08349 Cabrera de Mar, Barcelona, Spain
Tel: 34-93-756 6286 | Fax: 34-93-756 6287

*CCIS® is a trademark of Motic Incorporation Ltd.

Motic Incorporation Limited Copyright © 2002-2015. All Rights Reserved.

Design Change: The manufacturer reserves the right to make changes in instrument design in accordance with scientific and mechanical progress, without notice and without obligation.

Designed in Barcelona (Spain)

Updated: May 2015



Official Distributor: